





# Pleat Installation Instructions


Pleat Retaining Notches at either end of Frame



Pleat Frame



Position the Service Pleat diagonally into the frame



Slip the top and bottom of the Pleat into the channel of the Frame



Spread the Service Pleat evenly out in the Frame



Tuck the last fold of the Pleat under the Pleat Retaining Notches at the end of Frame



Spread the other side of the pleat out and tuck under the Pleat Retaining Notches, finally ensure Pleat is evenly spaced out in Frame.



**Australian Air Filters**  
Phone: (02) 9997 4366 Fax: (02) 9997 2654  
Internet: [www.austair.com.au](http://www.austair.com.au)



Australian Air Filters has a policy of continuous product research and development and reserves the right to change design and specifications without notice.

© Copyright Australian Air Filters 2007